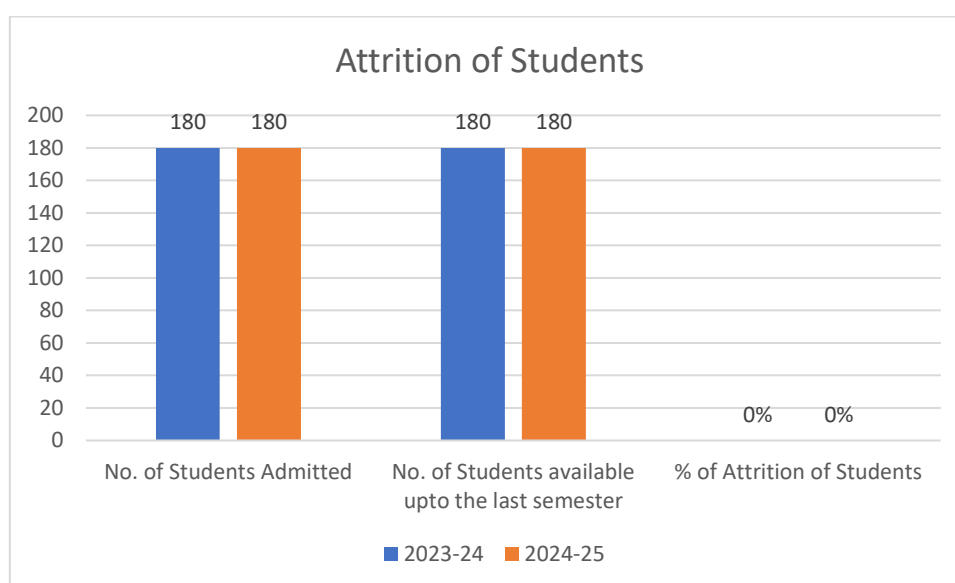


## Kumaraguru College of Technology – Business School

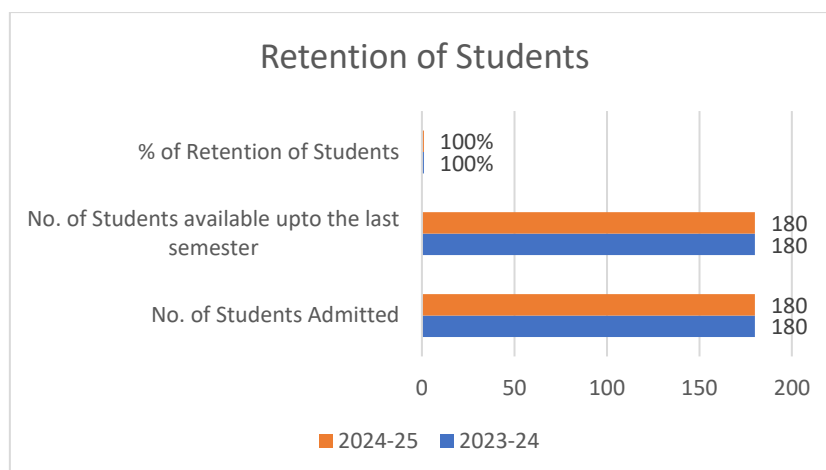
### Attrition of Students

Particulars	2023-24	2024-25
No. of Students Admitted	180	180
No. of Students available upto the last semester	180	180
% of Attrition of Students	0%	0%



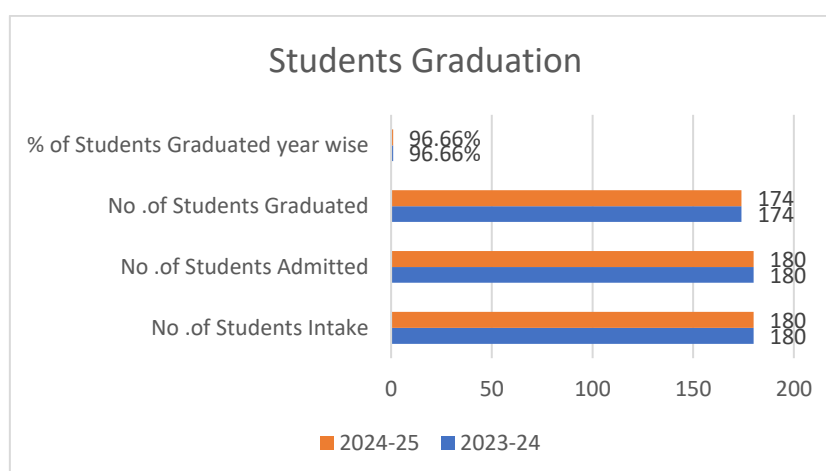
### Retention of Students

Particulars	2023-24	2024-25
No. of Students Admitted	180	180
No. of Students available upto the last semester	180	180
% of Retention of Students	100%	100%



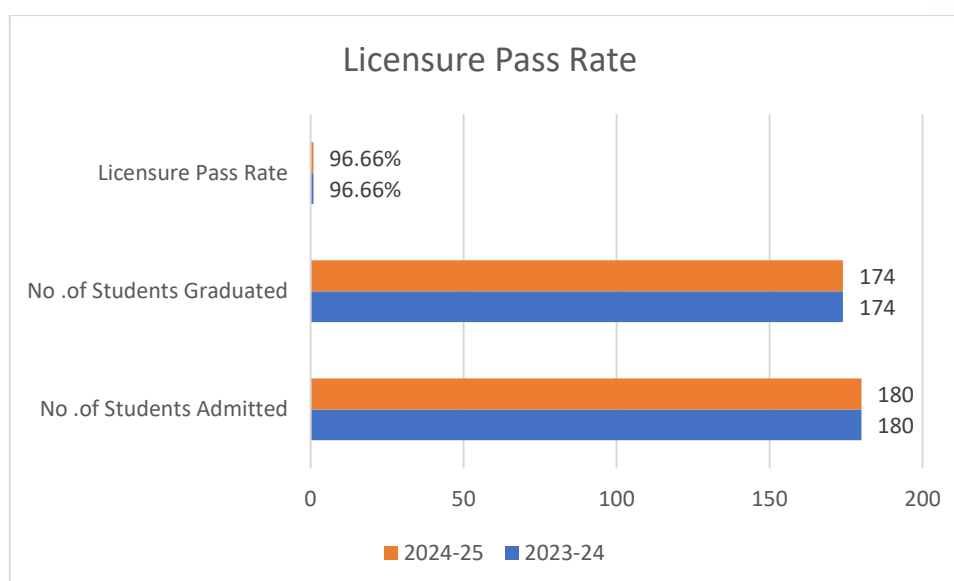
### Graduation by program and year

Year	No .of Students Intake	No .of Students Admitted	No .of Students Graduated	% of Students Graduated year wise
2023-24	180	180	174	96.66%
2024-25	180	180	174	96.66%



### Licensure pass rates

Year	No .of Students Intake	No .of Students Admitted	No .of Students Graduated	Licensure Pass Rate
2023-24	180	180	174	96.66%
2024-25	180	180	174	96.66%



### **Job placement and Entrepreneurship rates**

Item	2023-24	2024-25
Total number of students admitted in first year of the program	180	180
No of students placed in companies or government sectors	137	138
No. of students turned entrepreneur (In the areas related to management discipline)	1	5
% of Placement and Entrepreneurship	76.66%	79.44%

## Placement & Entrepreneurship

